

EXPLORER™ G2

RANGE

PSI
3000 - 4060

L/PM
13 - 15

OUTPUT
HOT WATER

ENGINE TYPE
1 CYLINDER PETROL OR DIESEL

DRIVE
GEARBOX 1450 RPM



A DECISIVE STEP INTO THE FUTURE
PACKED WITH INNOVATION.



JETWAVE ABOUT US VIDEO

EXPLORER™ G2

The Jetwave® Explorer™ G2 range revolutionises the single cylinder gearbox petrol and diesel driven high pressure hot water cleaner. Australian engineered and assembled; its innovation provides heavy duty users with a compact powerful, safe and easy to use unit that encompasses stainless steel exoskeleton cover protection, centralised control & multi-configurable design. This is the NEW Explorer™ G2 family from Jetwave®.

HERO INNOVATIONS



Stainless Steel Exoskeleton (PEXO™)



Smart customisable modular build.



Centralised control for safety and effectiveness



Anti-vibration Protection System (AVPS™)



JW Premium Italian pumps.



J5000™ Durotech™ Gun with swivel and ceramic ball

MAIN FEATURES

Genuine HONDA or KOHLER approved engines

Jetwave Safety System JSS™

Slow pump running speed

15m double steel braided hose

Zero unloader valve

Professional accessories

Emergency Stop

Vertical burner system

GenySIS 12v Control

FIELDS OF APPLICATION

Mining Industry

Civil Construction

Cleaning Contractors

Government and Councils

Transport and Logistics

Facilities Management

Earthmoving Yards

Forestry Industry

EXPLORER™ G2

EXPLORER™ G2D




PETROL
3650 PSI • 15 L/PM

DIESEL
3150 PSI • 15 L/PM
4060 PSI • 13 L/PM

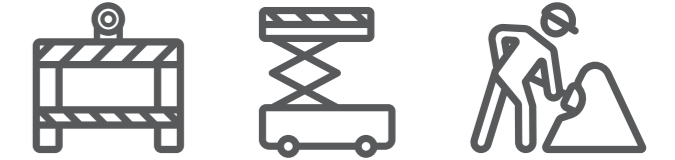
CLEANING CONTRACTORS



AGRICULTURAL EQUIPMENT



HIRE & RENTAL



MARINE MANAGEMENT



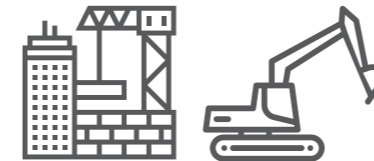
INFRASTRUCTURE CLEANING



MINING INDUSTRY




CIVIL CONSTRUCTION



FACILITIES MANAGEMENT



GOVERNMENT AND COUNCIL





Residential



Homeowners will see investment with your professional specialised machinery. Add a specialist service with our accessories (e.g. flat surface cleaner) and contribute to your businesses improved charge out rates and effectiveness.

Industrial



Heavy industry can produce some heavy cleaning requirements. You need the most powerful, effective and efficient equipment to provide scope for your cleaning application.

Commercial



From the local bakery to the largest commercial office buildings, the Explorer G2 range gets the job done so you can win more jobs.

Municipal



We aim to provide you more versatility to tender and win jobs with cost effective investment into equipment and available options.

EXPLORER™ G2

A decisive step into the future of high pressure cleaner development technology with a product categorically developed for the professional contractor or heavy industry.

Explorer G2 dramatically improves and revolutionises the most significant aspects of a hot water combustion engine high pressure cleaner, and the overall experience.

It introduces innovative never seen before technology and capability on a pressure washer. The best performance, technology integration and life protection ever in such machinery. With multi configuration there is a range of endless mounting possibilities. One side facia centralised control.


A formed stainless steel cover provides protection from the elements for the life of your investment, including adaptive intelligent auto speed throttle (Honda only). It looks every bit as powerfully cutting edge as it is.

This is Explorer G2.



EXPLORER G2 PRODUCT VIDEO





HERO INNOVATION

STAINLESS STEEL

EXOSKELETON

HERO INNOVATIONS



STAINLESS STEEL EXOSKELETON (PEXO™)



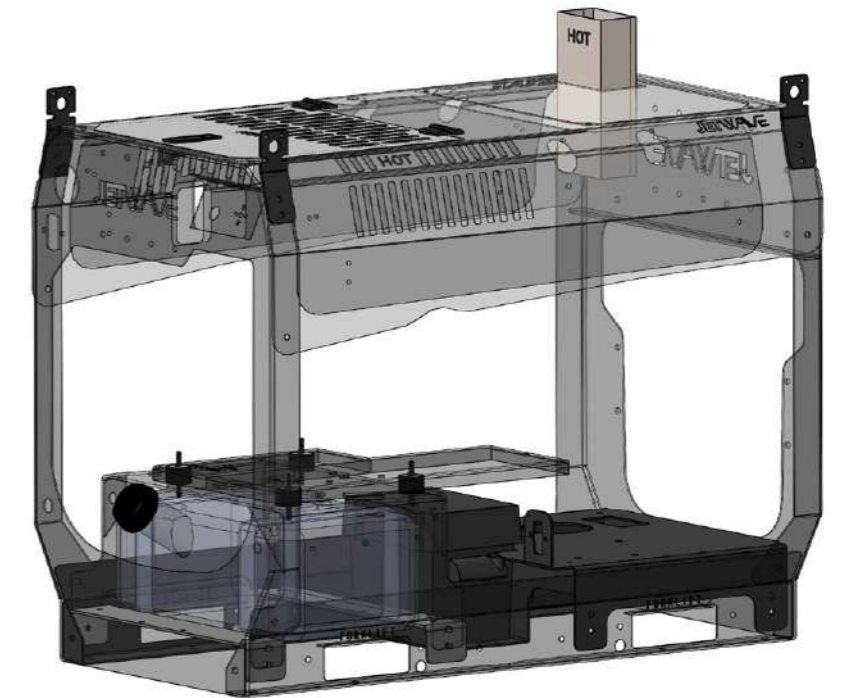
STAINLESS STEEL EXOSKELETON VIDEO

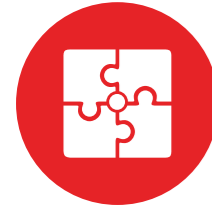
PROTECTION & SAFETY

The industrial precision CNC formed Stainless Steel cover provides enduring weather protection to the entire machine and importantly its critical working components protecting it from harsh outdoor weather elements and on site overspray.

BENEFITS

- 01 Compact space saving design.
- 02 Unit and operator safety maximised.
- 03 Made of heavy duty formed stainless steel.
- 04 New attractive and aesthetic design.
- 05 All critical components are still reachable for maintenance / minor repair operation.
- 06 Longer working life of your investment.
- 07 Increases reliability.
- 08 Mitigates risk of down time.
- 09 Easy removable cover for serviceability and maintenance checks.
- 10 Extend maintenance intervals.
- 11 Increased worksite safety.





MULTI CONFIGURATION

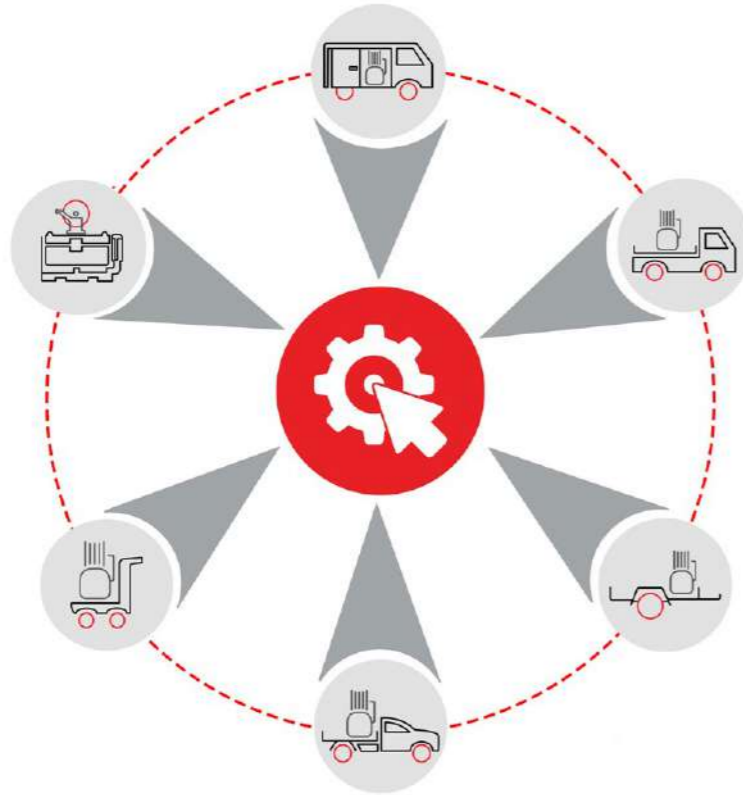


MULTI CONFIGURATION VIDEO

CUSTOMISABLE & INTUITIVE

New versatility suitable for almost any mounting arrangement you can imagine due to its industry leading compact modular design and configuration options.

Because the Explorer G2 takes up less space it allows you to carry more gear and equipment so you're ready for anything.



BENEFITS

- 01 Spec the unit your exact way in the fleet.
- 02 Get your optimal machine set-up the way you want it.
- 03 Increase your space and productivity by optimal vehicle layout.
- 04 Extended versatility of the equipment in the fleet in case of any vehicle changes /upgrades.
- 05 Maximise vehicle storage space.
- 06 No ad-hoc unit fabrication.
- 07 Kit optionals available.
- 08 Multiple hose reel configurations.
- 09 More portable and uses less space in vehicle or jobsite.

15%
LESS CUBIC SPACE
THAN THE COMPETITION



CENTRALISED CONTROL




CENTRALISED CONTROL VIDEO

FUNCTIONAL & EFFECTIVE

Easily accessible front facing and panel mounted controls in order to maximise effectiveness, operator friendliness and mounting configuration.

BENEFITS

- 01 By having all control points accessible from one side it allows the user to quickly adjust pressure or stop the machine completely in an emergency.
- 02 Provides ease of plug & play connections for any mounting arrangements.
- 03 Having all components panel mounted reduces the risk of key components breaking, decreasing service costs and increasing reliability



EXPLORER G2D SHOWN WITH OPTIONAL TROLLEY KIT, HOSE REEL & MINE SPEC KIT



ANTI-VIBRATION PROTECTION SYSTEM (AVPS™)



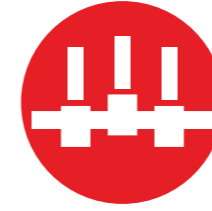

AVPS PROTECTION SYSTEM VIDEO

QUIETER & LONGER LIFE

The AVPS™ (Anti-Vibration Protection System) contributes to a quieter performance. It has a heavy duty steel motor plate to separate vibration frequency created from the power plant via high duro rubber and reinforced steel dampeners.

BENEFITS

- 01 Contributes to quieter smooth operation.
- 02 Longer trouble free life.
- 03 Rust resistant galvanised steel motor plate.
- 04 4 x anti-vibration motor plate mounts.
- 05 Protection from overall frame distortion / weld cracking or damage.



JW PREMIUM PUMPS



JW PREMIUM PUMPS VIDEO



LOW MAINTENANCE & HIGH EFFICIENCY

The finest quality Italian raw materials are used in the newly developed JW Premium Pump range, it redefines the bench mark of quality. Designed in close cooperation with the ISO9001 research & development department of one of the worlds largest plunger pump manufacturers, this pump series is packed with exclusive innovative solutions to improve pump performance, reliability and longer life.

This new premium pump range guarantees the highest levels of reliability on the market even in the harshest of working conditions.

BENEFITS

- 1 Overall enhanced efficiency and aesthetic performance pump design.
- 2 Oversized rear crankcase to reduce oil temperatures and to run cooler for longer.
- 3 Nickel treated brass forged manifold for anti-corrosion, and better resistance to fatigue
- 4 Magnetic oil drain plug to attract all microscopic material.
- 5 Red powder coated die cast aluminum crank case. Resulting in MORE Corrosion resistance.
- 6 Unique blended NBR seals for a longer life in heavy duty application.
- 7 Dust cover for seal protection in dirty environment.
- 8 Glass fibre impregnated valve cages for higher temperature resistance
- 9 Oversized Plunger guide with 'step' diameter for longer seal life.
- 10 Large, easily visible oil level sight glass.
- 11 Two piece Conrods in special low friction alloy to improve load distribution.
- 12 Premium quality bearings, for lower friction to ensure lower operating temperatures.
- 13 Teflon based gasket on rear cover to ensure better sealing at high oil temperature.
- 14 Extra thick solid ceramic pistons for greater durability to wear & thermal shock.
- 15 Stainless steel high volumetric efficiency inlet & delivery valves for greater cleaning performance



HERO INNOVATIONS

ONLY WITH iGX PETROL MODEL



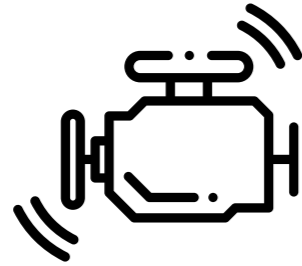
AUTO-SPEED TECHNOLOGY (AST™)



AUTO SPEED TECH VIDEO

LOWERS SOUND LEVELS

Auto-speed technology, a Jetwave exclusive, provides a link from pump to engine, in effect when jetting is not taking place the engine will decrease to idle RPM speed and back up to optimal RPM full speed to achieve working pressure and flow for the Jetting process. Allowing you to get more out of your equipment putting it to work for longer ultimately effecting positively your bottom line.



NON-OPERATIONAL SPEED



PERFORMANCE SPEED



BENEFITS

- 01 Optimises engine speeds to load.
- 02 Significantly extended run times.
- 03 Decreases fuel consumption.
- 04 Drastically decreased noise levels.
- 05 Less RPMs equals less maintenance costs.
- 06 Reduces emissions and exhaust gases.
- 07 Allows you to work day and night.
- 08 Fewer refueling trips.
- 09 Deliver maximum runtime.
- 10 Increase bypass time.



HERO INNOVATIONS



PSI BOOST SYSTEM



PSI BOOST VIDEO

FUNCTIONAL & EFFECTIVE

By removing the in-line chemical injector we are able to enhance real cleaning performance when desired.

BENEFITS

- 01 Bypass of chemical venturi system.
- 02 Enhance real cleaning performance.
- 03 Reduce pressure loss overall and over longer hose lengths.
- 04 Deliver greater PSI impact at the nozzle.



JETWAVE



SKID CONFIGURATION WITH TOP LIFT POINTS

ERGONOMIC & VERSATILE

The skid design ensures the unit remains well planted at all times, preventing run-aways. For transportation the forklift pockets and top lift access provide safety and convenience.

BENEFITS

- 01 Better maneuverability on-site and around jobs.
- 02 Secure your in vehicle load easily.
- 03 Multiple tie down points.
- 04 Increased stability.
- 05 Balanced trolley design.
- 06 Trolley kit available (optional)
- 07 Forklift and top lift access for easy lifting.
- 08 4 x top lifting points.
- 09 Mount the unit more easily.

01
Top Lift Points

02
Forklift Pockets



J5000™ DUROTECH™ TECH GUN



PERFORMANCE & DURABLE

J5000 Durotech Gun has the highest performance and durability of its category. Ergonomically designed to grant maximum comfort and safety. Its technical features are max performance at 5075 psi / 45 l/pm / 160°C.

BENEFITS

- 01 Ceramic ball For long life due to the high resistance of hard water, chemicals and chlorine exposure.
- 02 Comfortable LFAHT System (Low Force Activation / Holding Trigger) requires minimum force to hold and activate.
- 03 Live anti-kink in built swivel connector for the high pressure hose inlet.
- 04 Thermal insulation of the gun for operator protection.


01
Ceramic Ball

03
Swivel

03
Protection

02
Low Force Activation / Holding Trigger





In a world that demands the most out of you and your business due to increased resourcefulness, safety requirements, competition and where effectiveness and efficiency are paramount...

We introduce the next step in customisable hot water high pressure cleaning; the Explorer G2 will transform your investment with purpose built specifications and options, installation compactness and flexibility. While ensuring a long performance hassle free life with a product that is made specifically for your business.

Empowering you with new possibilities to grow and diversify your professional cleaning capacity.

STANDOUT FEATURES



World class industrial HONDA™ and KOHLER™ engines



Dual M22 screw hose coupling system



Triplex professional Italian pump delivers performance and longer life



Zero brass adjustable unloader valve.



Easy electric key start with maintenance free battery

PUMP, GEARBOX AND COMPONENTS

The highest quality precision Italian manufactured components with enormous flow and pressure performance for the toughest blockages.

FRAME STRUCTURE

Modular and compact precision CNC design incorporating provision for mounting kits.

COVER PROTECTION

Sturdy industrial formed cover protection for durability and enduring component protection for the life of your investment

FORKLIFT INTEGRATED POCKETS

Easy transportation via forklift around on-site.

HIGH / LOW PRESSURE OUTLETS

External panel mounted for plug+play connection for multi-configuration.

SAFETY VALVE

Compliant and set valve to prevent pressure spikes and damage to the pump.

FUEL SUPPLY

Viewable diesel supply tank for burner.



SHOWN WITH OPTIONAL TROLLEY KIT.

STANDOUT FEATURES



Vertical 90% fuel efficient environmentally friendly 12v diesel fired burner system



GeniSys™ 12V
Advanced Burner Control:
- Delay cooling feature
- Welded relay protection
- High ambient temp rating
- Epoxy moisture resistance
- Interrupted ignition
- Flame sensor / photo eye



Jetwave Safety System™(JSS) thermal valve to prevent overheating in excessive bypass and over pressurisation



Professional accessories with integrated storage for gun and lance



Low speed professional pump for increased reliability and longer maintenance intervals



Emergency stop protection

ANTI-VIBRATION PROTECTION SYSTEM (AVPSTM)

Exclusive to Jetwave this boasts life expectancy and ensures a longer, quieter unit performance.

TOP LIFT / TIE DOWN

Engineered top lifting facility for job site and ease of mobility.

BATTERY ISOLATOR

To prevent flat batteries.

HEAVY DUTY FILTER

DIY Washable in-line stainless steel gauze water and burner diesel filter.

ADJUSTABLE PRESSURE

Easy reach mounted unloader valve for flexible cleaning.

OPTIONAL | WATER BYPASS TANK

For extended bypass run protection and to ensure constant water delivery to the pump.

PAYBACKS IN INNOVATION YOU CAN TAKE TO THE BANK

Operator safety and functionality greater than ever before.

Reduce expenses and downtime.

Choice of petrol with performances from 3150 - 4060 PSI at 13 - 15 l/pm in petrol and diesel driven.

Improve productivity and job site safety.

Optimise space via configurations, meaning more room in your van, truck or work trailer for other job site tools and equipment.

Decreased risk of operator error.

Maintenance costs squeezed.

Lower cost of ownership long term.
More environmentally friendly.
Product longevity.

Investment protected.

Jobs done faster, safer and more efficient.

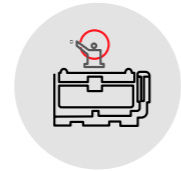
Versatility across mounting/vehicle configurations to provide space savings.

Maintain integrated unit monitoring for warning and performance data.



Seamlessly mount your way.

OVER **9** SOLUTIONS
1 PRODUCT



SKID MOUNT



1.0 Skid - Standard



1.1 Skid - Top Hose Reel



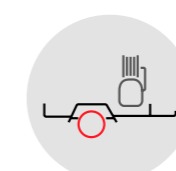
TROLLEY MOUNT




2.0 Trolley - Kit 4 x off-road wheels



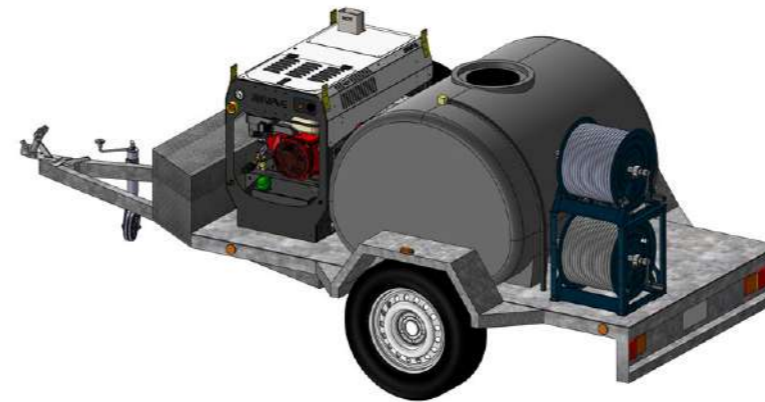
2.1 Trolley - Kit 2x Castor Wheels
2 x off-road wheels



TRAILER MOUNT



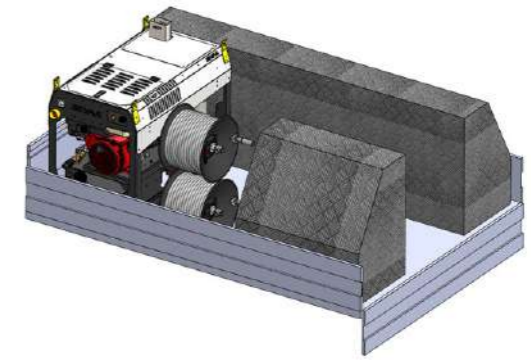
3.0 Trailer - Single Axle 200L Lite Trailer



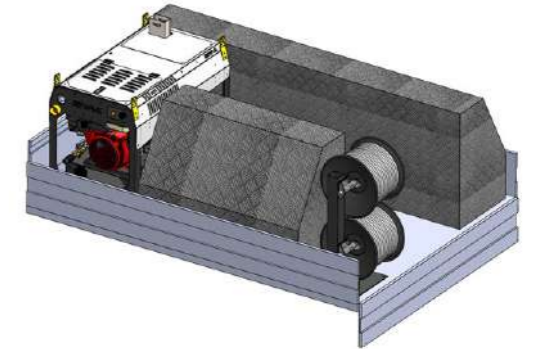
3.1 Trailer - Single Axle 1000L Water Tank



UTE MOUNT



4.0 Ute - Setup 1



4.1 Ute - Setup 2



5.0 G2 Cube

STANDARD EQUIPMENT & MACHINE UPGRADES INCLUDED



J5000 DUROTECH GUN



Ergonomic J5000™ Durotech™ Gun heavy duty spray gun with back part lance and centre quick coupling.

P/N: JW5000

TWIN LANCE



Twin Lance with variable pressure adjustment with stainless steel hardened nozzle.

P/N: 41091900-04

DWB HOSE



15m of 3/8" double wire braided hose with quick coupling.

P/N: JWA017

EMERGENCY STOP



For more onsite safety and to meet certain site safety standards

P/N: 61038CMPL

ENGINE HOUR METER



For optimal service tracking.

P/N: TOL8075 (Petrol)
P/N: ACD-TACHO (Diesel)

WATER BYPASS TANK



By-pass cooling tank, water will bypass back to the tank to keep the pump cool.

P/N: 90008-12ROTOCMPL

LOW LEVEL WATER CUT OUT



Water tank cut out protection
P/N: JWA220

BATTERY ISOLATOR



For more onsite safety and to meet certain site safety standards

P/N: TBC

TROLLEY KIT



4 Wheel trolley kit with foam filled anti flat wheels and soft grip handle.

P/N: JWA407

HOSE REEL ROLLER GUIDE (HGS™)



Hose reel roller guides allows full 360 ease of movement and hose guiding for better hose maneuverability . (1067 ONLY)

P/N: 1067-GUIDEASSY


OPTIONAL MACHINE UPGRADES



MINE SPEC KIT (DIESEL ONLY)



Mine specification kit.



TURBO HEAD WITH LANCE



Complete turbo head with lance for increased cutting power.

P/N: JWA160



LS12 FOAMING KIT



LS12 Foaming lance with tank.
P/N: JWA221-LS12



GIRAFFE™ TELESCOPIC LANCE



Alloy telescopic lance (7m) to reach high places

P/N: JWA-TELE7.3

ADDITIONAL HOSE



Extra high pressure hose per metre.
P/N: 52001



HAMMERHEAD FSC 21" - ABS PLASTIC



21" Flat surface cleaner for large surface areas.

P/N: JWA-FSC21



HAMMERHEAD FSC 21" - STAINLESS STEEL



21" Stainless Steel flat surface cleaner for large surface areas.

P/N: JWA-FSC22-5



HAMMERHEAD FSC 30" - STAINLESS STEEL



30" Stainless Steel Flat surface cleaner for larger surface areas.

P/N: JWA-FSC30

OEM HOSE REEL 30M



High pressure hose reel with 30m capacity.

P/N: 1060CMPL



PRO RAPID HOSE REEL 60M



High pressure hose reel with 60m capacity.

P/N: 1067CMPL



PRO RAPID STAINLESS STEEL HOSE REEL 60M



High pressure stainless steel hose reel with 60m capacity.

P/N: 1067CMPLSS

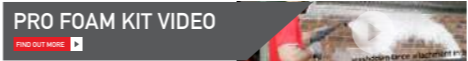


SANDBLASTING KIT



Use sand to cut different material surfaces, eg stripping paint.

P/N: JWA164



PRO FOAM KIT



Professional foaming kit for chemical bypass cleaning.

P/N: PROFOAM



500 BAR TST PPE SAFETY PACK



Safety vest, pants, boots, coat, helmet, hearing and visor.

P/N: TBA



STAINLESS STEEL SELF RECOVERY 12"



12" Stainless Steel self recovery FSC.

P/N: JWA-FSC12VEN

SLUDGE KIT



Sludge kit to remove water from areas.

P/N: 80005

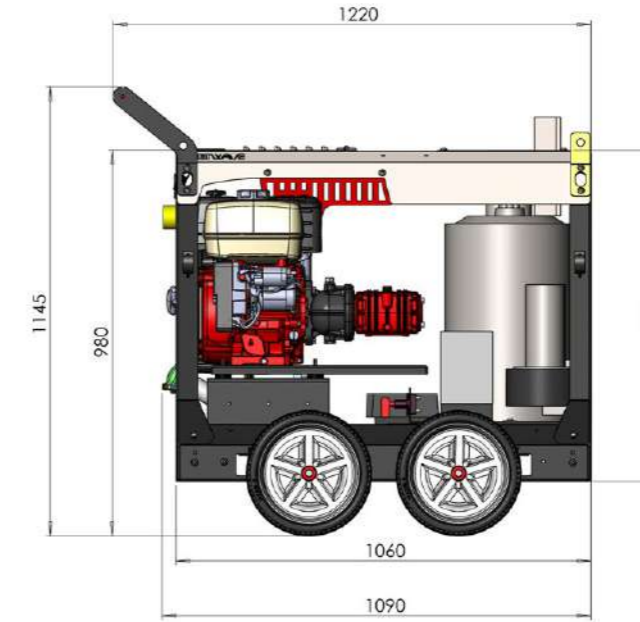
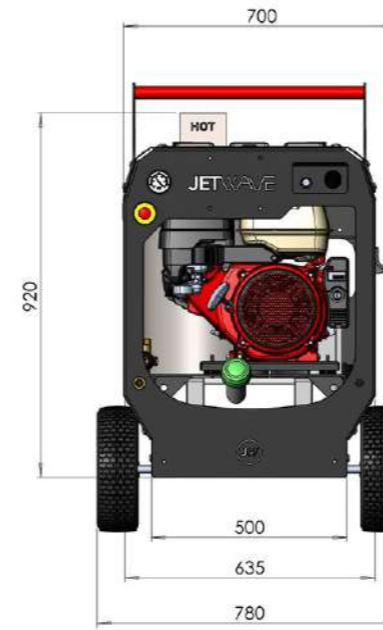



STABILISER NOZZLE



Stabiliser nozzle to product a long fine jet.

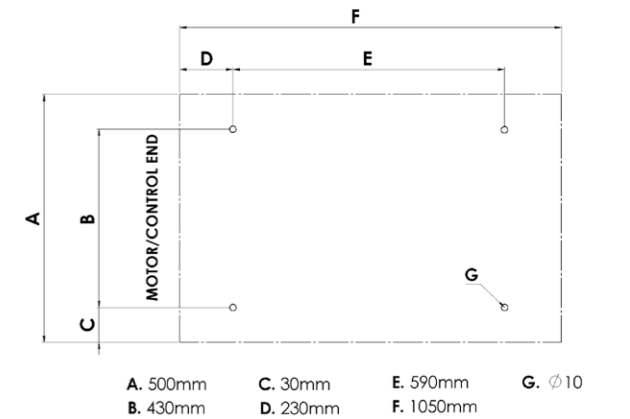
P/N:



Explorer G2 represents better equipment for a better world. Our dedicated and passionate team aim to revolutionise the industry in which we operate in, therefore creating a professional value added product:

- To provide more results for your customers.
- Build job satisfaction and sustainability.
- Build your business by reducing expenses and adding to the bottom line.
- Build progress with better equipment for users contributing to a smarter, safer and more efficient world.

MOUNTING DATA



		EXPLORER G2	EXPLORER G2D	EXPLORER G2D
Product Code	p/n	HW4000-15PG2	HW3000-15DG2	HW4000-13DG2
TECHNICAL DATA				
Working Pressure	psi / bar	3650 / 250	3150 / 210	4060 / 280
Flow Rate	l/pm / l/ph	15 / 900	15 / 900	13
Max Water Inlet Temp	°c / °f	60 / 140	60 / 140	60 / 140
INTENDED APPLICATION				
Usage Frequency	hours / type	4 - 6 Daily / Daily Usage	4 - 6 Daily / Daily Usage	4 - 6 Daily / Daily Usage
Category of Dirt / Debris	type	Medium	Medium	Medium
AS/NZS 4233.1:2013 Class	class	A (3,750 BAR/LITRES)	A (3,000 BAR/LITRES)	A (3,640 BAR/LITRES)
MOTOR FEATURES				
Engine	type	HONDA™ iGX390 (4 stroke, air cooled)	KOHLER™ KD15-440	KOHLER™ KD15-440
Power	hp / cc	13 / 390	10.9 / 441	10.9 / 441
Fuel Supply	type	Unleaded	Diesel	Diesel
Fuel Capacity	litres	6.1	4.3	4.3
Low Oil Shutdown	y / n	Y (indicator light)	Y (indicator light)	Y (indicator light)
Starting System Standard	type	Electric key start (with back up recoil)	Electric key start (with back up recoil)	Electric key start (with back up recoil)
HYDRAULIC FEATURES				
Pump / Head / Pistons	type	JW® Italian Triplex Plunger / Brass (Nickel Plated) / Ceramic	JW® Italian Triplex Plunger / Brass (Nickel Plated) / Ceramic	JW® Italian Triplex Plunger / Brass (Nickel Plated) / Ceramic
Motor Pump Coupling	type	Gearbox Drive	Gearbox Drive	Gearbox Drive
Pump Speed	rpm	1450	1450	1450
Unloader Valve	type	Independent (zero)	Independent (zero)	Independent (zero)
Safety Valve	y / n	Y	Y	Y
Orifice / Nozzle	size	040	045	035

THERMAL FEATURES

Burner Model	type	Vertical V Series	Vertical V Series	Vertical V Series
Fuel Supply	type	Diesel	Diesel	Diesel
Fuel Tank Capacity	litres	20	20	20
Burner Fuel Consumption (max)	litres	5.74	5.74	5.74
Coil	type	Mild steel 3mm wall seamless	Mild steel 3mm wall seamless	Mild steel 3mm wall seamless
Housing Material	type	Stainless steel	Stainless steel	Stainless steel
OTHER FEATURES				
Electric / Key Start Available	y/n	Y - Standard	Y - Standard	Y - Standard
Adjustable Pressure	y / n	Y	Y	Y
Hose Reel Provision	y / n	Y / 3 Positions	Y / 3 Positions	Y / 3 Positions
Frame Structure	type	CNC Modular skid with heavy gauge galvanised steel chassis and stainless steel cover	CNC Modular skid with heavy gauge galvanised steel chassis and stainless steel cover	CNC Modular skid with heavy gauge galvanised steel chassis and stainless steel cover
Onboard Accessory Storage	y / n	Y	Y	Y
Detergent Injector	y / n	Y - Downstream low pressure adjustable	Y - Downstream low pressure adjustable	Y - Downstream low pressure adjustable

WARRANTY(S)

Engine Warranty	year(s)	3 	3 KOHLER Diesel	3 KOHLER Diesel
Pump Warranty	year(s)	2 	2 	2 
Coil Warranty	year(s)	2 	2 	2 

*Coverage against defects in material and workmanship (refer to Jetwave's and component partners T&Cs).

DIMENSIONS & WEIGHT

Approx Weight	kg	280 unit / 300 boxed	280 unit / 300 boxed	280 unit / 300 boxed
Unit Dimensions (Skid)	mm	1090(L) x 700(W) x 920(H)	1090(L) x 700(W) x 920(H)	1090(L) x 700(W) x 920(H)
Boxed Dimensions	mm	1200(L) x 800(W) x 1200(H)	1200(L) x 800(W) x 1200(H)	1200(L) x 800(W) x 1200(H)
Number per Pallet	type: pieces	EURO: 1	EURO: 1	EURO: 1

The manufacturer reserves the right to modify design features and technical facts without notice, due to our principals of continuous improvement.



V2.3 05/2022

Jetwave® and Explorer G2™ are registered trademarks of Jetwave® Group Pty Ltd.

Distributed by:



SEWER CAMERAS AUSTRALIA
1300 660 358

For more information on our products, please visit jetwavegroup.com